

Year 2, Welcome to Spring 2!

This term our main Exploration is ‘Known, Now and Next...’ We will be looking into the past, present and future. You will be learning lots about ‘Habitats’ in school. Therefore, at home we would like for you to consolidate your learning through the home learning tasks below.

All pupils must complete the tasks by Friday 1st April 2022.

All pupils are expected to do the following weekly set task alongside:

- ✓ **Daily reading—The expectation is that your child will read daily for a minimum of 20 minutes at home.**
- ✓ **Weekly maths – Assigned on Numbots/Times Tables Rock Stars**
- ✓ **Weekly Spellings – See below**

Education must develop every child’s personality, talents and abilities to the full. We can’t wait to see what you do and look forward to seeing your wonderful home learning.

Yours Sincerely,

Year 2 Team

Belmont School Home Learning Year 2 Spring 2

Exploration of **Known, now and next**

Facts children need to know and learn:

- A map is a drawing which shows us what it is in our area.
- Symbols on a map help us identify what places are.
- A habitat is a place where something lives.
- Habitats can be natural or man-made.
- A micro-habitat is a very small habitat and forms part of a habitat.
- There are different rules to keep safe in different areas.

Key Pictures:

Map with landmarks



Signpost



Symbols




Natural habitat



Man-made habitat



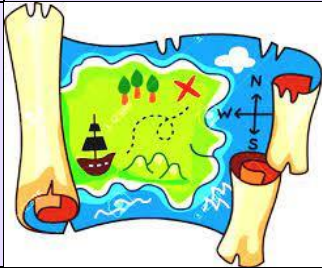


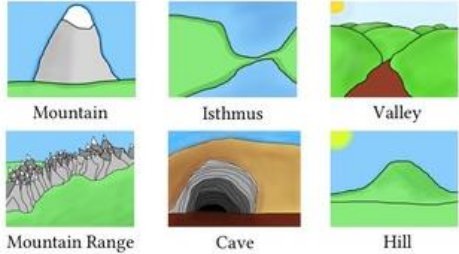




Types of habitat



Interesting facts:

- Climate changes is affecting some habitats (e.g. polar) because it's making the Earth warmer.
- The largest habitat is the ocean, which covers 71% of the surface of the Earth.
- The historic centre of Harrow was Harrow on the Hill which is 124 m high.

Belmont School Home Learning Year 2 Spring 2

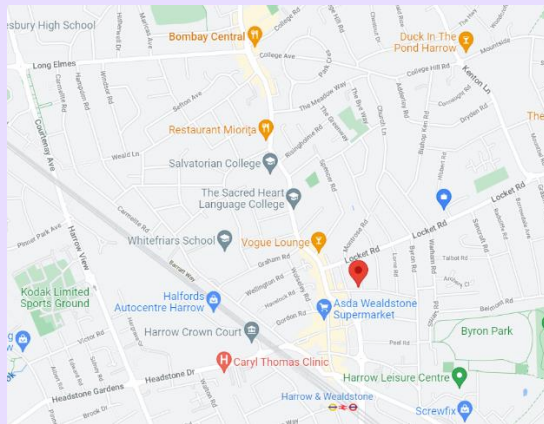
Key Vocabulary:			
Word	Definition	Word	Definition
Map 	A drawing or picture of an area from a bird's eye view (like a bird looking down)	Man-made 	Something that is made by people.
Symbol A drawing, sign or shape that represents something else.  = forest	Physical feature 	Human feature 	Things that are natural and are not built/created by humans. Places and things which humans have built.
Urban 	An area where many people live and work close together.	Habitat 	Landmark 

Belmont School Home Learning Year 2 Spring 2

Home Learning Tasks

Week 1: My Local Area




Use Google maps to find:
 -A Local Park
 -A Local Supermarket
 -A Place of Worship



Visit these places to take a picture/find images online.
 Write down 3 things you noticed about each place.

Week 2: My Way Home (Human Features)

Keep your eyes open on the way home!
 How many of these Human features did you notice on your way home?

<i>Human feature</i>	<i>Tally</i>	<i>Number</i>
Bus stop 		
Schools 		
Shops 		

What did you see the *most* of?
 What did you see the *least* of?
 How many *more* Bus stops did you spot than schools?

Week 3: Capturing My Green Space (Natural Features)

Stand in your favourite spot in your local park.

Choose one activity from below:

- Sketch your surroundings, thinking about different types of trees and plant life you can see.



- Record the sounds you can hear using a device.
Can you identify the sounds?
Did you hear any animal sounds?
What kind of weather did you have that day?



Upload pictures/audio recordings on your OneNote page!

Belmont School Home Learning Year 2 Spring 2

Week 4: Our Habitats

On [Kiddle - visual search engine for kids](#) research one of these urban animals and create a fact file:

Grey Squirrel



Wood Pigeon



Urban Fox



 Animal Fact File	
Name: _____	
Picture	
Description:	Habitat:
	Diet:
Other interesting facts:	
<small>www.eskplanresourcesbrightstars.co.uk</small>	

Week 5: My Harrow Habitat

Pick your 3 favourite places to visit in Harrow.

e.g.

- A Shopping Centre
- A playground
- It could even be Belmont School

Answer these questions:

- Why it is your favourite?
- What you do there?
- What does it look like?

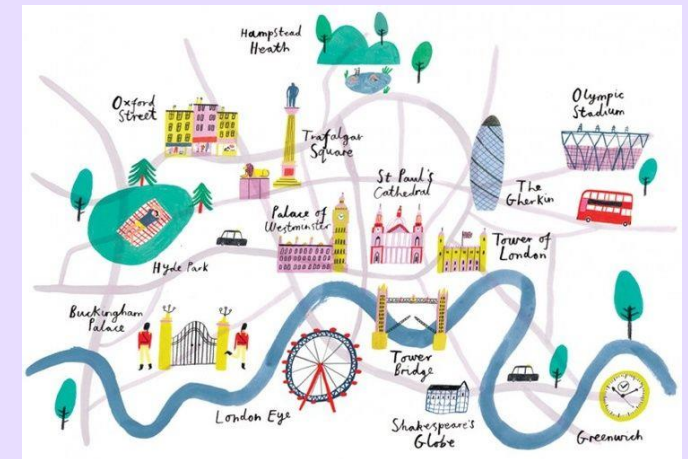
Become like a Youtuber, Newsreader or Podcaster to present the information in an entertaining way (e.g. a short video or a podcast) and share any facts you find out!

We are looking forward to seeing/hearing what you found out about your 'Best Places in Harrow!'

Week 6: My London Adventure

Have you ever been outside of Harrow? Now's your chance to visit the city of London!

Some famous landmarks you could visit include: *Buckingham Palace, The Monument, Big Ben, The British Museum, The Tower of London, Pudding Lane, Tower Bridge*



(Feel free to choose any others!)

Write a short story about your trip.

Who did you go with? How did you get there? What did you see?

(Remember: You can use a bit of imagination too i.e. Did you have tea with the Queen in Buckingham Palace? Did you see ghosts in the Tower of London?)

Belmont School Home Learning Year 2 Spring 2

Spellings

Every Friday you will have a spelling test. Try putting the words into sentences to help you remember. Let's see how many words you can learn each week!

	Week 1	Week 2	Week 3	Week 4	Week 5	Week 6
Group 1	the do today of said	says are were was is	his has you your they	here there were love come	some once ask friend school	push full house our other
Group 2	door floor poor the today said	wild climb most are were was	every everybody even your they his	last past father were love come	move prove improve ask friend school	whole any many house our other
Group 3	door floor poor because find kind mind behind child children Mr	wild climb most only both old cold gold hold told Mrs	every everybody even great break steak pretty beautiful after fast parents	last past father class grass pass plant path bath hour Christmas	move prove improve sure sugar eye could should would who	whole any many clothes busy people water again half money