



Year 2 Welcome to Summer 1!

This term our main Exploration is ‘The Great Outdoors’. We will be looking into what can be found outside. You will be learning lots about Tudors in school. Therefore, at home we would like for you to consolidate your learning through the home learning tasks below.

All pupils must complete the tasks by Friday 3rd June 2022.

All pupils are expected to do the following weekly set task alongside:

- ✓ **Daily reading—The expectation is that your child will read daily for a minimum of 20 minutes at home.**
- ✓ **Weekly maths – Assigned on Numbots/Times Tables Rock Stars**
- ✓ **Weekly Spellings – See below**

Education must develop every child’s personality, talents and abilities to the full (RRS Article 28 & 29). We can’t wait to see what you do and look forward to seeing your wonderful home learning.

Yours Sincerely,

Year 2 Team

Exploration of The Great Outdoors: The Tudors

Facts children need to know and learn:

- The Tudor period is the period between 1485 and 1603.
- The first Tudor monarch was King Henry VII who claimed the throne when his forces defeated Richard III at the Battle of Bosworth Field in 1485.
- The Tudor rose was created when Henry VII brought an end to the Wars of the Roses. He joined the White Rose of York with the Red Rose of Lancaster, creating the Union Rose (or Tudor Rose), which is still used as the floral emblem of England today!
- Following his father's death, Henry VIII became King of England in 1509 and ruled until his death in 1547. Today one of England's most famous historical figures, Henry VIII is well known for his six marriages – and for having two of his wives beheaded!
- The Tudors enjoyed eating different types of meat. But without fridges and freezers, they would preserve meat by rubbing salt on it.
- People in Tudor times didn't eat with a fork – they ate using knives, spoons and their fingers.

Pictures and information



Tudor Rose



Hampton Court Palace




Henry VIII

Belmont School Home Learning Year 2 Summer 1



A banquet






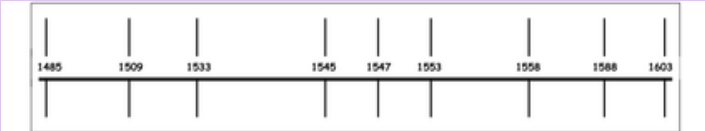






William Shakespeare was a very famous poet and writer.



People in Tudor clothes playing music.

Belmont School Home Learning Year 2 Summer 1

Key Vocabulary and definitions			
Insert word	Definition	Insert word	
Jester	A jester is a professional joker or 'fool' at a medieval court, typically wearing a cap with bells on it and carrying a mock sceptre.	Breeches	Breeches are an item of clothing covering the body from the waist, with sperate covering for each leg which usually stops just below the knee.
			
Monarchy	Monarchy is a form of government with a monarch (King or Queen) at the head.	Throne	A special chair only royalty can sit on.
			
Chopping Block	A wooden block where Tudor criminals would have their heads cut off as punishment.	Reign	The length of time a Queen or King ruled for.
			
Lute	A string instrument popular in the Tudor period used by minstrels and bards.	Noble	Being a part of a family that is rich and linked to royalty.
			
Peasant	A person of a poor status who usually work on the land.	Banquet	A large feast with lots of expensive and rich food.
			

Belmont School Home Learning Year 2 Summer 1

Home Learning Tasks		
<p>Week 1 (18-22.04.2022): Jesters Tricks</p> <p>Kiddle 'Tudor Jesters' learn, rehearse and record one special trick, to share with your class!</p> <div style="text-align: center;">  </div> <p>Kiddle - visual search engine for kids</p>	<p>Week 2 (25-29.04.2022): Minstrel's Music</p> <p>In a Tudor Monarch's Palace, Minstrels (Musicians) would play music like this:</p> <p>Tudor music - BBC Teach</p> <p>Pick your favourite piece of music and record your own special Tudor dance. (Mr. Clifton will judge the best dance!)</p> <div style="text-align: center;">  </div>	<p>Week 3 (02-06.05.2022): Tudor Fashion</p> <p>Now you have learned your dance, you can be invited to a Tudor Banquet! But what shall you wear?</p> <p>Image Search - Kiddle the following:</p> <ul style="list-style-type: none"> -Tudor Ruff -Tudor Hat -Tudor Jewellery -Tudor Crowns <p>Pick your favourite and try to make it at home! You will be wearing these to your Banquet on week 7!</p>
<p>Week 4 (09-13.05.2022): Tudor Cookery</p> <p>Let's look at the life of a Tudor Chef...</p> <p>What Was Life Like? Episode 7: Tudors - Meet A Tudor Cook - YouTube</p> <p>Using the simple bread recipe below, serve your parents a lovely loaf, whilst taking pictures to show your friends.</p> <p>Ingredients: 250ml water, 500g Self Raising Flour.</p> <div style="text-align: center;">  </div> <ol style="list-style-type: none"> 1) Set oven to 240c 2) Mix water and sifted flour 3) Knead dough for 2 minutes on a floured surface until it forms ball 4) Bake in the oven until golden brown 	<p>Week 5 (16-20.05.2022): Banquet poster</p> <p>Create a poster for a Tudor banquet.</p> <div style="text-align: center;">  </div> <p>Create a poster for your Tudor banquet that would want people to attend. You have to make it sound interesting and exciting while keeping in mind what Tudor people would have liked.</p>	<p>Week 6 (23-27.05.2022): Food blog</p> <p>Tudor Food blogger</p> <p>Now that the banquet is over, write or record a review of how it went.</p> <ul style="list-style-type: none"> -How was the food? -What did you wear? -What was the best part? -What would you do if you had to do it again? <div style="text-align: center;">  </div>

Belmont School Home Learning Year 2 Summer 1

Spellings

Every Friday you will have a spelling test. Try putting them into sentences to help you remember. Let's see how many you can challenge yourself with each week!

	Week 1	Week 2	Week 3	Week 4	Week 5	Week 6
Group 1	behind, busy, climb, could	basil, lentil, pupil, fossil	behind, busy, climb, could	there, their, they're, here, hear	sun, son, to, too, two	run, mother, Monday, another
Group 2	behind, busy, climb, could, doors, floor	basil, lentil, pupil, fossil, evil, nostril	behind, busy, climb, could, floor, many	there, their, they're, here, hear, quite, quiet	sun, son, to, too, two, be, bee	run, mother, Monday, another, thump
Group 3	behind, busy, climb, could, doors, floor, many, parents, people, wild	basil, lentil, pupil, fossil, evil, nostril, tranquil, gerbil, pencil	behind, busy, climb, could, floor, many, parents, people, doors, wild	there, their, they're, here, hear, quite, quiet, see, sea, bare, bear, one, won	sun, son, to, too, two, be, bee, blue, blew, night, knight	run, mother, Monday, another, thump, fun, wonder, worry, cushions, duvet, cover, uncomfortable