

## **Year 4, Welcome to Autumn 1!**

**This term we will be focusing home learning on ‘The Romans’. This will help consolidate the learning taking place in school.**

**All pupils must complete the tasks by Friday 21<sup>st</sup> October 2022.**

**All pupils are expected to do the following weekly set task alongside:**

- **Daily Reading—The expectation is that your child will read daily for a minimum of 20 minutes at home – using the online ‘Reading Planet’ programme**
- **Weekly Maths – Assigned on Times Tables Rock Stars & MyMaths and OneNote**
- **Weekly Spellings – See below**

**Education must develop every child’s personality, talents and abilities to the full (RRS Article 28 & 29). We can’t wait to see what you do and look forward to seeing your wonderful home learning.**

**Yours sincerely,**

**Year 4 Team**

## Focus: The Romans

### Facts children need to know and learn:

- The Romans were a famous ancient civilisation based in Rome from 753 BCE.
- Roman soldiers wore armour and carried weapons. They were well trained and this helped the Roman Army to conquer much of Europe.
- The Romans were an advanced civilisation that built great cities, temples, monuments, public works, and theatres.
- The Romans successfully invaded Britain in 43 CE Boudicca rebelled against the Romans.
- Understand that events usually happen for a combination of reasons.

### Pictures




*Roman Empire*



*Hadrian's Wall*



*Roman Colosseum*











*Roman Soldiers*



*Boudicca*

### Any other information:

- The Romans built towns surrounded by stone walls. They also built infrastructure and great public works.
- After the fall of the Roman Empire, many people and aspects of Roman life remained in Britain.

<b>Key Vocabulary and definitions</b>					
Vocabulary	Definition	Vocabulary	Definition		
<b>Rome</b>		The capital city of Italy.	<b>Italy</b>		A country in Europe.
<b>Civilisation</b>		A large group of people who share certain advanced ways of living and working.	<b>Roman</b>		A person from the ancient or modern city of Rome.
<b>Britain</b>		The island consisting of England, Scotland, and Wales, which together with Northern Ireland makes up the United Kingdom.	<b>Empire</b>		A group of territories or peoples under one ruler.
<b>Invasion</b>		To take control of a place or people by military force.	<b>Ancient</b>		Belonging to the very distant past and no longer in existence.

<b>Home Learning Tasks</b>		
<b>Week 1</b>	<b>Week 2</b>	<b>Week 3 (Walk to School Week)</b>
<p><u>Project: Research Ancient Rome</u>  <u>Research Questions</u>            Who are Romans?            What did the Romans build?            What places did the Romans invade?            Interesting facts</p> <p><u>Resources</u> - Using PowerPoint or One Notes, collect your information about The Romans.            Save your Home Learning in your Class Teams folder labelled 'Home Learning'.</p> <p><u>Website links:</u>  <a href="https://www.bbc.co.uk/bitesize/topics/zwmpfg8/articles/z9gkkty">https://www.bbc.co.uk/bitesize/topics/zwmpfg8/articles/z9gkkty</a>   <a href="https://www.historyforkids.net/ancient-rome.html">https://www.historyforkids.net/ancient-rome.html</a></p> <p><b>RRS Article 8: The right to an identity</b>            The Romans came from present day Italy. Where does your family originate from?             What does your name mean? Who chose your name and why?             Design and create a label of your name to put on a desk, bedroom door or personal box. You show your teacher or upload a picture of this if you wish to.</p>	<p><u>Project: Create a plan for your Romans fact file</u>            Next week, you will be creating a fact file to share with Year 5!            This week, plan your fact file by creating a mind map or bullet points of the different sections.            These will be your fact file headings:</p> <ul style="list-style-type: none"> <li>• Buildings</li> <li>• Religious &amp; Cultural</li> <li>• Military</li> <li>• Politics</li> <li>• Fun Facts</li> </ul> <p><u>Resources</u> – Using One Note, Microsoft Word or Paper (If on paper, bring in to school or take a photo and save on to One Note)</p> <p><u>Website links:</u>  <a href="https://www.historyforkids.net/ancient-rome.html">https://www.historyforkids.net/ancient-rome.html</a></p> <p><b>RRS Article 24: The right to good quality health care, to clean water and good food</b>             What does healthy eating mean?             What foods should you eat less of and why?             This week try to eat at least three pieces of fruit or vegetables each day.             Make a fruit salad with an adult, by cutting up different fruit and adding yoghurt or fruit juice over the top. Enjoy!</p>	<p><u>Project: Produce &amp; Present your fact file</u>            This week, use your research and planning to create your fact file            This will need to be on paper in order to share with Year 5.             Remember to think about the visual impact of your fact file by using high quality pictures and checking your information.             Rehearse your presentation at home ready to share with your peers. Make sure it is no longer than 2 minutes.</p> <p><b>Article 30: The right to speak my own language and to follow my family's way of life</b>             What languages do you and your family speak?             Write down the following in your own language and teach it to a friend who does not know these. You should also learn these in another language.  <i>Hello</i>  <i>My name is</i>  <i>How are you</i>  <i>My family comes from</i>  <i>My favourite food/ game is because</i></p>

**Belmont School Home Learning Year 4 Autumn 1 2022**

<b>Week 4</b>	<b>Week 5 (Black History Month)</b>	<b>Week 6</b>
<p><u>Project: Research an animal impacted by a changing environment</u></p> <p><u>Research Questions:</u>            How has the animal been impacted?            What was the environmental change?            What has been the causes of the climate change?</p> <p><u>Resources:</u> Using PowerPoint or One Notes, collect your information about the animal.            Save your Home Learning in your Class Teams folder labelled 'Home Learning'</p> <p><u>Website Links:</u>  <a href="https://www.bbc.co.uk/bitesize/articles/zkcgvwx">https://www.bbc.co.uk/bitesize/articles/zkcgvwx</a>  <a href="https://www.worldwildlife.org/magazine/issues/fall-2015/articles/animals-affected-by-climate-change">https://www.worldwildlife.org/magazine/issues/fall-2015/articles/animals-affected-by-climate-change</a></p> <p><b>RRS Articles 28 &amp; 29: The right to an education and to develop your talents to the full</b>            Use any medium (colours, pastels, paint, recycled paper/card/containers etc.) and create a picture of the animal you have researched.            Upload a picture of your work.</p>	<p><u>Project: Plan your Speech</u></p> <p>Next week, you will be giving a speech to the class detailing your animal and the issues surrounding it            Use bullet points to list main ideas on how the animal has been affected using your research from last week            Focus your ideas around these three enquiry questions:            The environmental change            The impact on the animal            What can be done about it</p> <p><u>Website links:</u>  <a href="https://www.bbc.co.uk/bitesize/articles/zkcgvwx">https://www.bbc.co.uk/bitesize/articles/zkcgvwx</a>  <a href="https://www.worldwildlife.org/magazine/issues/fall-2015/articles/animals-affected-by-climate-change">https://www.worldwildlife.org/magazine/issues/fall-2015/articles/animals-affected-by-climate-change</a></p> <p><b>RRS Article 31: The right to play and join in games</b>            What is your favourite sport?            What sports do you play each week?            This week, make sure you walk for at least half an hour each day, to keep you healthy.            Challenge yourself to try a different sport or game this week.</p>	<p><u>Project: Present your speech</u>            (Article 12 – the right to a voice)</p> <p>Practise your speech at home to an adult.            Bring in your speech on paper ready to share.</p> <p><b>RRS Article 1: Everyone under 18 has these rights</b>            What does RRS mean to me?            Why do you think RRS is important?            Write down what the following articles are:            Article 12: The right to            Article 14: The right to            Article 16: The right to            Article 19: The right to</p>

## Spellings

Every week you will have a spelling test. Please learn the spellings.

	Week 1	Week 2	Week 3	Week 4	Week 5	Week 6
Group 1	<b>door</b> <b>floor</b> <b>poor</b> <b>because</b> <b>find</b> <b>kind</b>	<b>behind</b> <b>child</b> <b>children</b> <b>wild</b> <b>climb</b> <b>most</b>	<b>only</b> <b>both</b> <b>old</b> <b>cold</b> <b>gold</b> <b>hold</b>	<b>every</b> <b>great</b> <b>break</b> <b>steak</b> <b>pretty</b> <b>beautiful</b>	<b>after</b> <b>fast</b> <b>last</b> <b>past</b> <b>father</b> <b>class</b>	<b>grass</b> <b>plant</b> <b>path</b> <b>hour</b> <b>move</b> <b>improve</b>
Group 2	<b>accident</b> <b>address</b> <b>arrive</b> <b>believe</b> <b>appeared</b> <b>answer</b>	<b>activate</b> <b>motivate</b> <b>concentrate</b> <b>medicate</b> <b>pollinate</b> <b>sharpen</b>	<b>ability</b> <b>activity</b> <b>equality</b> <b>visibility</b> <b>generosity</b> <b>happiness</b>	<b>invention</b> <b>hesitation</b> <b>station</b> <b>division</b> <b>extension</b> <b>tension</b>	<b>serious</b> <b>hazardous</b> <b>dangerous</b> <b>mountainous</b> <b>humorous</b> <b>glamorous</b>	<b>experience</b> <b>experiment</b> <b>extreme</b> <b>famous</b> <b>favourite</b> <b>February</b>
Group 3	<b>treasure</b> <b>measure</b> <b>pleasure</b> <b>enclosure</b> <b>closure</b>	<b>bicycle</b> <b>breath</b> <b>breathe</b> <b>build</b> <b>business</b> <b>caught</b>	<b>centre</b> <b>century</b> <b>certain</b> <b>circle</b> <b>complete</b> <b>consider</b>	<b>continue</b> <b>decide</b> <b>describe</b> <b>different</b> <b>difficult</b> <b>disappear</b>	<b>early</b> <b>earth</b> <b>eight</b> <b>eighth</b> <b>enough</b> <b>exercise</b>	<b>partial</b> <b>essential</b> <b>confidential</b> <b>torrential</b> <b>influential</b> <b>crucial</b>