

Year 4, Welcome to Autumn 1!

This term we will be focusing home learning on ‘The Romans’. This will help consolidate the learning taking place in school.

All pupils must complete the tasks by Friday 20th October 2023.

All pupils are expected to do the following weekly set task alongside:

- **Daily Reading—The expectation is that your child will read daily for a minimum of 20 minutes at home – using the online ‘Reading Planet’ programme**
- **Weekly Maths – Assigned on Times Tables Rock Stars & MyMaths and OneNote**
- **Weekly Spellings – See below**

Education must develop every child’s personality, talents and abilities to the full (RRS Article 28 & 29). We can’t wait to see what you do and look forward to seeing your wonderful home learning.

Yours sincerely,

Year 4 Team

Focus: The Romans

Facts children need to know and learn:

- The Romans were a famous ancient civilisation based in Rome from 753 BCE.
- Roman soldiers wore armour and carried weapons. They were well trained, and this helped the Roman Army to conquer much of Europe.
- The Romans were an advanced civilisation that built great cities, temples, monuments, public works, and theatres.
- The Romans successfully invaded Britain in 43 CE Boudicca rebelled against the Romans.
- Understand that events usually happen for a combination of reasons.

Pictures




Roman Empire



Hadrian's Wall



Roman Colosseum








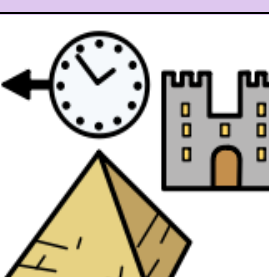



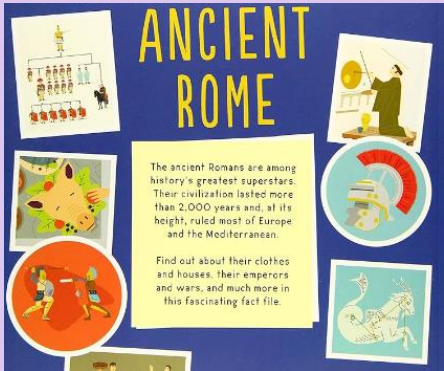

Roman Soldiers



Boudicca

Key Vocabulary and definitions

Vocabulary	Definition	Vocabulary	Definition
Rome	 <p>The capital city of Italy.</p>	Italy	 <p>A country in Europe.</p>
Civilisation	 <p>A large group of people who share certain advanced ways of living and working.</p>	Roman	 <p>A person from the ancient or modern city of Rome.</p>
Britain	 <p>The island consisting of England, Scotland, and Wales, which together with Northern Ireland makes up the United Kingdom.</p>	Empire	 <p>A group of territories or peoples under one ruler.</p>
Invasion	 <p>To take control of a place or people by military force.</p>	Ancient	 <p>Belonging to the very distant past and no longer in existence.</p>

<u>Home Learning Tasks</u>		
Week 1	Week 2	Week 3
<p>Project: Research Ancient Rome</p> <p><u>Research Questions</u> Who are Romans? What did the Romans build? What places did the Romans invade? Interesting facts</p> <p><u>Resources</u> - Using PowerPoint or One Notes, collect your information about The Romans. Save your Home Learning in your Class Teams folder labelled 'Home Learning'.</p> <p>Another way to present this could be tell a member of your family or a friend your favourite fact about the Romans.</p>  <p>Website links: https://www.bbc.co.uk/bitesize/topics/zwmpfg8/articles/z9gkktv https://www.historyforkids.net/ancient-rome.html</p> <p>RRS Article 8: The right to an identity</p>	<p>Project: Create a plan for your Romans fact file</p> <p>Next week, you will be creating a fact file to share with Year 5!</p> <p>This week, plan your fact file by creating a mind map or bullet points of the different sections. These will be your fact file headings:</p> <ul style="list-style-type: none"> • Buildings • Religious & Cultural • Military • Politics • Fun Facts <p>Another way to present this could be to draw a picture of a Roman sport or foods that they would eat.</p>  <p>Resources – Using One Note, Microsoft Word or Paper (If on paper, bring in to school or take a photo or save your Home Learning in your Class Teams folder labelled 'Autumn 1 Home Learning')</p> <p>Website links:</p>	<p>Project: Produce & Present your fact file</p> <p>This week, use your research and planning to create your fact file This will need to be on paper in order to share within Year 4.</p> <p>Remember to think about the visual impact of your fact file by using high quality pictures and checking your information.</p> <p>Rehearse your presentation at home ready to share with your peers. Make sure it is no longer than 2 minutes.</p>  <p>Article 30: The right to speak my own language and to follow my family's way of life</p> <p>What languages do you and your family speak? Write down the following in your own language and teach it to a friend who does not know these. You should also learn these in another language.</p>

Belmont School Home Learning Year 4 Autumn 1 2023

<p>The Romans came from present day Italy. Where does your family originate from?</p> <p>What does your name mean? Who chose your name and why?</p> <p>Design and create a label of your name to put on a desk, bedroom door or personal box. You show your teacher or upload a picture of this if you wish to.</p>	<p>https://www.historyforkids.net/ancient-rome.html</p> <p>RRS Article 24: The right to good quality health care, to clean water and good food</p> <p>What does healthy eating mean?</p> <p>What foods should you eat less of and why?</p> <p>This week try to eat at least three pieces of fruit or vegetables each day.</p> <p>Make a fruit salad with an adult, by cutting up different fruit and adding yoghurt or fruit juice over the top. Enjoy!</p>	<p><i>Hello</i></p> <p><i>My name is</i></p> <p><i>How are you</i></p> <p><i>My family comes from</i></p> <p><i>My favourite food/ game is because</i></p>
<p>Week 4</p>	<p>Week 5</p>	<p>Week 6</p>
<p><u>Project: Design a Roman Mosaic Tile</u></p> <p>RRS Articles 28 & 29: The right to an education and to develop your talents to the full</p> <p>Use your knowledge of the Romans to draw out a picture design linked to the Romans. This could be food the Romans ate or a sport they would play. Remember not to make it too detailed as you will be creating it with paper tiles next week.</p> <p><u>Resources:</u> OneNote</p> <p>Save your Home Learning in your Class Teams folder labelled 'Autumn 1 Home Learning'</p>	<p><u>Project: Create a Roman Mosaic Tile</u></p> <p>Collect scrap pieces of coloured paper. Cut them in to small squares. Use the video link below to see how to arrange your paper tiles to create a Roman mosaic.</p> <div data-bbox="1003 1145 1330 1513" data-label="Image"> </div> <p><u>Website links:</u></p>	<p><u>Project: Present your Roman Mosaic</u></p> <p>Complete your Roman mosaic and bring in to school to share in a class mini gallery.</p> <p>RRS Article 1: Everyone under 18 has these rights</p> <p>What does RRS mean to me?</p> <p>Why do you think RRS is important?</p> <p>Write down what the following articles are:</p> <p>Article 12: The right to</p>

Belmont School Home Learning Year 4 Autumn 1 2023



Website Links:

<https://www.historyforkids.net/mosaic-floors.html>

Upload a picture of your work.

<https://www.youtube.com/watch?v=3yQ4yQOyPrk>

RRS Article 31: The right to play and join in games

What is your favourite sport?

What sports do you play each week?

This week, make sure you walk for at least half an hour each day, to keep you healthy.

Challenge yourself to try a different sport or game this week.

Article 14: The right to

Article 16: The right to

Article 19: The right to

Spellings

Every week you will have a spelling test. Please learn the spellings.

	Week 1	Week 2	Week 3	Week 4	Week 5	Week 6
Group 1	door floor poor because find kind	behind child children wild climb most	only both old cold gold hold	every great break steak pretty beautiful	after fast last past father class	grass plant path hour move improve
Group 2	<u>Review</u> copied happier chillier funniest biking making closest latest	<u>Review Suffixes</u> fearless sadness playful payment happiness loneliness brightness hopeless	<u>'i' sound spelt 'y'</u> gym symbol hymns crystal typical syrup lyrics pyramid	<u>'u' sound spelt 'ou'</u> young tough rough touch cousin double encourage breath	<u>'ai' sound spelt 'ei'</u> <u>'eigh' or 'ey'</u> they grey beige eight eighth sleigh weight	experience experiment extreme famous favourite February trouble country
Group 3	<u>Review</u> gym syrup trouble country eight amphibian reptile chronological	<u>Review Prefixes</u> supermarket superfood antiseptic antisocial exoskeleton invertebrate vertebrate	<u>Apostrophes for Missing Letters</u> do not don't haven't you'll you will military legion	<u>Suffixes</u> forgetting forgotten beginning beginner preferred gardening repentance celebrate	<u>-sion</u> division invasion decision collision television explosion partition convert	<u>Review and Reflect</u> grey return autobiography incorrect you've gardening confusion conclusion