

Year 4, Welcome to Autumn 2!

This term we will be focusing home learning on ‘South America’. This will help consolidate the learning taking place in school.

All pupils must complete the tasks by Monday 18th December 2023.

All pupils are expected to do the following weekly set task alongside:

- **Daily Reading—The expectation is that your child will read daily for a minimum of 20 minutes at home.**
- **Weekly Maths – Assigned on Times Tables Rock Stars & MyMaths**
- **Weekly Spellings – See below**

Education must develop every child’s personality, talents and abilities to the full (RRS Article 28 & 29). We can’t wait to see what you do and look forward to seeing your wonderful home learning.

Yours sincerely,

Year 4 Team

Focus: South America

Facts children need to know and learn:

- Name and locate Brazil, Peru, Chile, Argentina, Bolivia.
- Know that South America is made up of 13 countries.
- Know that some countries are landlocked.
- Name and locate some of the world's most mountainous areas - Andes.
- Know the importance of the Andes.
- Make comparisons between Ben Nevis/Snowdon and the Andes.
- Name and locate countries that make up the Amazon.

Pictures



South America



World Map - Continents



Amazon Rainforest


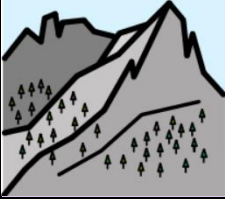

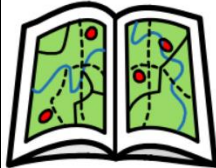


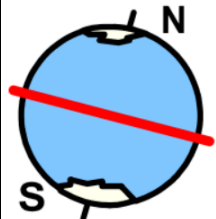


Andes

Belmont School Home Learning Year 4 Autumn 2

- Any other information:**
- The rainforest is hugely significant in battling global warming and climate change.
 - Some species are becoming endangered and extinct due to deforestation and global warming.
 - South America can grow certain products due to its specific and varied climate.

Key Vocabulary and definitions

Vocabulary	Definition	Vocabulary	Definition
world 	The earth and all the people and things upon it.	mountainous 	Having many mountains.
map 	A drawing or picture showing selected features of an area (as the surface of the earth or the moon or a section of the brain) and usually drawn to a given scale.	atlas 	A book of maps or charts.
continent 	One of the great divisions of land (as North America, South America, Europe, Asia, Africa, Australia, or Antarctica) on the globe.	index A-Z	An alphabetical list of names, subjects, etc. with reference to the pages on which they are mentioned.
country 	A nation with its own government, occupying a particular territory.	Equator 	A line notionally drawn on the earth equidistant from the poles, dividing the earth into northern and southern hemispheres and constituting the parallel of latitude 0°.

Belmont School Home Learning Year 4 Autumn 2

Home Learning Tasks		
Week 1	Week 2	Week 3
<p>Project: Begin creating your mini Atlas!</p> <p>On A4 paper draw a map of the world and label the different continents. Think about how you can use different colours to highlight each continent. This will be used as one of the pages in your atlas. Take photos of your work to submit in OneNote. On OneNote you will also be able to find a section in your home learning named 'Mini Atlas' where you will find online templates to use.</p> <p>Website links: Mapping the world - BBC Bitesize Contours, keys and symbols - BBC Bitesize Busy Things</p> <p>Resources: A4 paper, pencil, colouring pencils, pens, OneNote, atlas</p> <p>RRS Article 2 – All children have these rights In this short film, (click on the words) you'll see the girls lay a poppy wreath at a memorial, which is a traditional part of Remembrance Day events. Why not try making your own remembrance wreath from recycled materials? Where might you put it?</p>	<p>Project: Mini Atlas!</p> <p>On A4 paper, create map of South America and identify and label the different countries. Once you have done this create a line to represent the equator. You may also choose to add some geographical facts about South America beneath the map. Take photos of your work to submit in OneNote.</p> <p>Website links: 3. World Map-South America - YouTube</p> <p>Resources: A4 paper, pencil, colouring pencils, pens, OneNote, atlas</p> <p><u>Article 19 – I have the right to be protected from being hurt or badly treated</u></p> <p>What are your school's ways of helping you report if you or someone you know is being bullied? How is everyone's dignity and privacy respected?</p> <p>Make posters to let everyone in your school know who they can reach out to. Could you improve or design a system for the way you are heard - especially if you need to report feeling unsafe in or out of school.</p>	<p>Project: Mini Atlas!</p> <p>On A4 paper, create a map that zooms in on the Amazon rainforest. Label the different places around the rainforest, including the river. Take photos of your work to submit in OneNote.</p> <p>Website links: https://www.natgeokids.com/uk/discover/geography/physical-geography/amazon-facts/ https://earthobservatory.nasa.gov/images/145649/mapping-the-amazon</p> <p>Resources: A4 paper, pencil, colouring pencils, pens, OneNote, atlas</p> <p><u>RRS Article 42 – Everyone should know about the UNCRC</u></p> <p>Imagine that to celebrate World Children's Day, you have been made the headteacher of your school. What changes will you make? Are there things which you could change to uphold the rights of pupils in the school?</p>

Belmont School Home Learning Year 4 Autumn 2

Week 4	Week 5	Week 6
<p><u>Project: Mini Atlas!</u></p> <p>On A4 paper, create a page about deforestation in the Amazon rainforest. You may choose to do this as paragraphs or as facts boxes with images. Take photos of your work to submit in OneNote.</p> <p>Website links: BBC iPlayer - Seven Worlds, One Planet - Series 1: 3. South America About the Amazon WWF (panda.org) Virtual Field Trip - Amazon Rainforest - YouTube The Amazon - YouTube</p> <p>Resources: A4 paper, pencil, colouring pencils, pens, OneNote, atlas</p> <p><u>RRS Article 16 – I have the right to keep some things private</u> Think about why privacy is important to you. Have a go at showing your reasons in way that works for you. It could be a list, a piece of creative writing or a picture.</p>	<p><u>Project: Create index</u></p> <p>On A4 paper, create your final pages for your atlas. You will need to create an index page for the information you have created so far. To do this you will need to create a list of all the countries, continents and places you have mentioned in each map and write them in alphabetical order. Then, next to each place write the page number it can be found on. Take photos of your work to submit in OneNote.</p> <p>Website links: https://kids.kiddle.co/Index Mapping the world - BBC Bitesize Contours, keys and symbols - BBC Bitesize</p> <p>Resources: A4 paper, pencil, colouring pencils, pens, OneNote, atlas</p> <p><u>RRS Article 7 - I have the right to a name and to belong to a country</u> <u>Article 8 – I have the right to an identity</u> What makes you proud about your identity, name and nationality? Imagine if the government decided to ignore individual identity and just give everyone a number. Then write a letter to protest about this, explaining your opinions and feelings.</p>	<p><u>Project: Bring in your Mini Atlas!</u></p> <p>Well done for creating your atlas! Now it is time to bring it in to school to present to the rest of the class. If you do not have the resources at home to put it together as a book, bring in your pages and your teacher will be able to bind it together for you.</p> <p>Website links: Mapping the world - BBC Bitesize Contours, keys and symbols - BBC Bitesize</p> <p>Resources: A4 paper, pencil, colouring pencils, pens, OneNote, atlas</p> <p><u>RRS Article 4 – The Government should make sure my rights are respected</u></p> <p>What does it mean when we say that rights are universal, unconditional, inherent, indivisible and inalienable? The ABCDE of rights! Pick one concept to create a poster for display, to share what this means to you as children and young people in your school community.</p>

Spellings

Every week you will have a spelling test. Please learn the spellings.

	Week 1	Week 2	Week 3	Week 4	Week 5	Week 6
Group 1	wrap wreck knock knight knit	badge sledge village cage gem	cereal ice race circus city	cry fly dry reply flies	copying copied crying cried replying	gold everybody even only kind
Group 2	unhappy unwell unclean unable unlucky unfasten	dislike dishonest disobey disagree disappoint discomfort	misspell misplace mislead misbehave misfortune	redo return replay refill revisit replace	sign signal amend amended symbol symbolise	untruthful unwanted disappear disbelieve misunderstand history
Group 3	expansion extension tension confusion transfusion supervision	action injection completion attention direction education	expression discussion confession permission admission possession	inform admire sense adore prepare preparation	musician magician politician electrician optician mathematician	mountainous equator continent deforestation climate species