

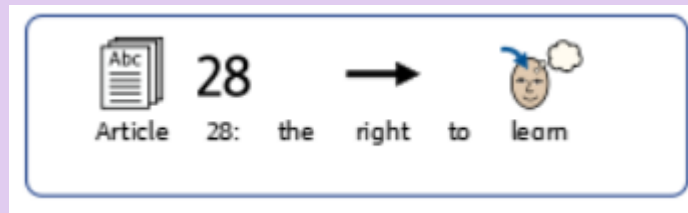
Welcome to Spring 2!

This term we will be focusing our home learning on the topic ‘Marvellous Minibeasts’. This will help consolidate the learning taking place in school.

All pupils must complete the tasks by Wednesday 27th March.

All pupils are expected to do the following weekly set task alongside:

- ✓ **Daily reading—The expectation is that your child will read daily using the books in their book bag and books at home/from local library – record evidence on the Reading Log App**



Education must develop every child’s personality, talents, and abilities to the full. We can’t wait to see what you do and look forward to seeing your wonderful home learning.

Yours sincerely,

Nursery Team

Marvellous Minibeasts

Some key facts:

- Bees can only use their sting once.
- The word 'centipede' means 100, but most only have 30 legs.
- Butterflies taste with their feet.
- Grasshoppers have 5 eyes, 2 pairs of wings and can jump up to 20 times their own length.
- Worms can have more than one heart! Some have 5 or 10.


Key pictures:



bee hive



spider web



antennae



butterfly



caterpillar



cocoon


Key vocabulary and definitions




Small creatures that do not have a backbone including bees, spiders, ants, flies, butterflies.



The place where minibeasts live and they can find food, water and shelter.



The part of a minibeast that allows them to fly.



A feeler found on the top of the head of some minibeasts.



A part of a minibeasts body that supports movement.



To move by sliding sideways in silence.



To move slowly with the body close to the ground.



To move or pass through the air with wings.

Belmont School Home Learning Nursery Spring 2 2024

Home learning tasks

Week 1- What is a minibeast

Do you have any books about minibeasts at home?

Take a trip to your local library (e.g. Wealdstone Library) to find books about minibeasts!



Can you hold the book the right way round?

Can you turn the page one by one?



Take a picture or record a video doing this and upload it to 'Evidence for Learning'!

Week 2- What do minibeasts look like?


Choose a minibeast to draw or make.

How many legs does it have?

Does it have wings?

Does it have a shell?

Bring your drawing/creation into class!



Week 3 – Where do minibeasts live?

Go on a minibeast hunt in your garden or local park.
Take photos of minibeasts using a camera or a phone.

How many of each minibeast did you find?

<input type="checkbox"/> ladybirds		<input type="checkbox"/> caterpillars	
<input type="checkbox"/> ants		<input type="checkbox"/> worms	
<input type="checkbox"/> bees		<input type="checkbox"/> beetles	
<input type="checkbox"/> butterflies		<input type="checkbox"/> snails	
<input type="checkbox"/> spiders		<input type="checkbox"/> woodlice	

Can you record a video talking about minibeasts you have found and where they live?

I	found	a...
It lives ...	under a log/	in the soil/
on a	leaf.	

Week 4- How do minibeasts move?


Watch and dance along to this video:

<https://www.youtube.com/watch?v=7xyXB8>

BetQ




Can you move around your home like a minibeast?



Take a video and upload it to Evidence for Learning!

Week 5- What do minibeasts eat?

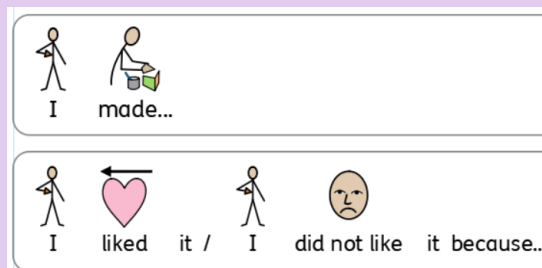
We have been reading:



Can you make a **healthy** snack that looks like a minibeast?



Can you take a video of yourself talking about which ingredients you used in your snack and if you liked it?



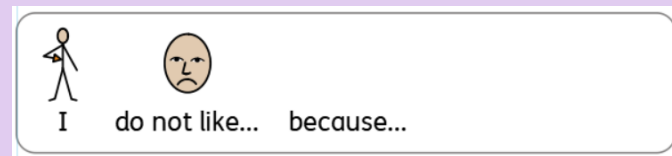
Upload photos and videos to Evidence for Learning!

Week 6- What is your favourite minibeast?

What is your favourite minibeast? Why?



Are there any minibeasts you **do not like**? Why?



Draw a picture of your favourite and least favourite minibeasts.

Record a video talking about them and to Evidence for Learning.

Nursery rhymes to practice



Incy Wincy Spider

<https://www.youtube.com/watch?v=5HywK3l5GXQ>



Little Miss Muffet

<https://www.youtube.com/watch?v=UQmdtVUbO4>



There's a worm at the bottom of the garden

<https://www.youtube.com/watch?v=AqchPrhezXQ>



The ants go marching

<https://www.youtube.com/watch?v=2SfbCGwOM>



5 little worms on the garden lawn

<https://www.youtube.com/watch?v=JsQrZYUOMqM>

You can also choose some of your own nursery rhymes to learn!

<https://www.bbc.co.uk/teach/school-radio/nursery-rhymes-songs-index/zhwdgwx>

Nursery Rhymes and Songs

BBC Teach > School Radio > Reception / EYFS > Nursery Rhymes and Songs

Animations of some of the best-known traditional nursery rhymes, many sung by BBC Children's TV presenters, with music that your children will love! They're an ideal resource to support a range of Early Years objectives, whether used in a nursery, reception class, or at home.

Nursery Rhymes and Songs - Medleys

Includes 60, 30 and 20 medleys, counting songs, action songs and medleys by Cat Sandion and Andy Day.

Nursery Rhymes and Songs - A to Z

All of our nursery rhymes and songs arranged in alphabetical order.

New Nursery Rhymes and Songs

Take a sneak peek at our new nursery rhyme animations!