

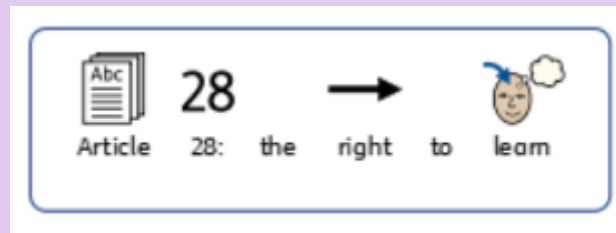
Year 1 Welcome to Spring 2!

This term's home learning will be linked to our History learning. We will be exploring family history and looking into the past, present and future.

Therefore, at home we would like you to consolidate your learning through the home learning tasks below.

All pupils must complete the tasks by Thursday 28th March 2024 and upload evidence on OneNote. All pupils are expected to do the weekly set tasks below as well as continuing:

- ✓ **Daily reading—read daily for a minimum of 20 minutes at home and record this using the reading log app**
- ✓ **Weekly maths – continue to use Numbots and MyMaths weekly**
- ✓ **Weekly spellings – see below**



Education must develop every child's personality, talents and abilities to the full. We can't wait to see what you do and look forward to seeing your wonderful home learning!

Yours Sincerely,


Year 1 Team

Focus: My family tree

Facts children need to know and learn:

- **History** tells you about the past.
- A **family tree** tells you about your history.
- The past has already happened.
- The present is what is happening now.
- The future is what could happen.



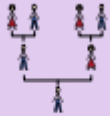





Key pictures:



This is an example of a family, however all families are different. Some families may have one Mum or one Dad and some might have two Mums or two Dads. The largest family in the UK is made up of a Mum, a Dad and 22 children!

‘Relatives’ are people who are connected to your family, e.g. aunts, uncles, cousins, etc.

Belmont School Home Learning Year 1 Spring 2 2024

Key Vocabulary and definitions:			
Word	Definition	Word	Definition
 family	Family is a group of people who love and care for each other, creating a special bond of support and love.	 future	The future is everything that is going to happen next.
 family tree	A family tree is a visual representation of how different family members are related to each other.	 living memory	Living memory is something that you can remember because you were alive when it happened.
 past	The past is everything that has already happened.	 chronological order	Chronological order is when we put things, or events, in order from what happened first to what happened last.
 present	The present is how we describe the time that is happening right now, like the moment you are in or today!	 timeline	A timeline is a way to show and understand the order of events in a big line, from the past to the present.

Home Learning Tasks

Week 1 – My family tree

Watch the family tree video:

<https://www.bbc.co.uk/bitesize/topics/zc9s6g8/articles/znnj96f>

Create your own family tree. Here are some examples:



Week 2 - Interviewing Family Members

Interview a member of your family. You can record an audio clip or write down the answers.



- What makes our family special?
- Are there any traditions we have as a family?
- Do we have any family members in other parts of the world?
- How have lives of children changed since you were a child?



Week 3 – Baby pictures

Upload a picture of you as a baby to OneNote.



Speak to your family and share what you found out by writing or recording an audio clip.

- What was I like as a baby?
- How have I changed since then?
- What can I do now that I couldn't do then?



Week 4 – Timeline

Create a timeline of your life. Put the key events in order (e.g. the day you were born, first day you went to school, exciting holidays, etc).



Week 5 – Family collage

You could make a collage using your family photos:



How do photographs help you remember the past?
Which is your favourite photo? Why?

Week 6 – Living memory

Think about a special time/day/event you had with your family. This might be a family wedding, holiday, picnic, day out, activity you do together etc.



Describe why this memory is special to you:

- Where were you?
- What were you doing?
- Who else was there?
- How did you feel?

Belmont School Home Learning Year 1 Spring 2 2024

Phonics words to sound out and read											
Week 1		Week 2		Week 3		Week 4		Week 5		Week 6	
	aim		burp		frown		clear		helper		elephant
	feel		how		turn		ladder		tear		whisk
	sixth		shark		hurt		manure		thinner		shake
	week		bark		north		coin		spoil		may
	zoom		town		owl		shorter		flower		safe
	coal		sort		march		pair		beard		tray

Spellings						
	Week 1	Week 2	Week 3	Week 4	Week 5	Week 6
Group 1	wig sun box	jam pen van	mad pig get	peg him fix	not kit zip	den had lot
Group 2	cute royal group soup	perch skirt bird should	nephew proud thirty launch	learn deer pearl half	author heard worm earth	world shoulder father calm
Group 3	what some little	out one come	their through again	people because looked	could thought asked	many laughed called

Every Friday the children will have a spelling test. Please choose as many challenges as you feel your child is able to do 😊