

Year 2, Welcome to Summer 1!

This term in History we will be learning all about the Tudors. Therefore, at home we would like for you to consolidate your learning through the home learning tasks below.

All pupils must complete the tasks by Thursday 23rd May 2024.

All pupils are expected to do the following weekly set task alongside:

- ✓ **Daily reading—The expectation is that your child will read daily for a minimum of 20 minutes at home. You can read your library book, book band book and your online book on Boost**
- ✓ **Weekly maths – Assigned on My Maths**
- ✓ **You can also use Numbots and Times Tables Rock Stars**
- ✓ **Weekly Spellings – See below**

Education must develop every child's personality, talents and abilities to the full. We can't wait to see what you do and look forward to seeing your wonderful home learning.

Yours Sincerely,

Year 2 Team

Tudors

Facts children need to know and learn:

- *There was a total of 6 monarchs in the Tudor times.*
- *Henry VII had 6 wives.*
- *Tudor houses were made from wood.*
- *Henry VIII was remembered for starting the Church of England.*
- *Elizabeth I was the Queen of England.*
- *Wealthy Tudors loved sugar so much it was seen as 'fashionable'.*
- *The Tudor rose is a combination of the red rose Lancaster and the white rose of York.*

Useful links

- [Daily Life in the Tudor Times \(primaryhomeworkhelp.co.uk\)](http://primaryhomeworkhelp.co.uk)
- [Who was King Henry VIII? - BBC Bitesize](#)
- [Who was Queen Elizabeth I? - BBC Bitesize](#)
- [Take our big Tudor quiz! - Fun Kids - the UK's children's radio station \(funkidslive.com\)](http://funkidslive.com)
- [KS2 Tudors | Which Kings and Queens Ruled Over England \(educationquizzes.com\)](http://educationquizzes.com)

Key Pictures:



King Henry VIII



Tudor rose








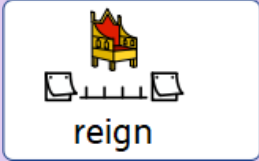


Tudor home



Word mat

Belmont School Home Learning Spring 2 2024

Key Vocabulary			
Word	Definition	Word	Definition
 king	A man who rules the country because of inheritance.	 religion	A set of beliefs about how the universe was made and what its purpose is.
 queen	A woman who becomes a ruler because of inheritance.	 dynasty	Rulers who belong to the same family for generations
 monarch	A form of government in which a country is ruled by a king or queen.	 heir	A person who has the right to receive another person's property or title after that person has died.
 heritage	Something that one believes, thinks or does that comes from one's family or ethnic background; tradition.	 reign	The authority or rule of a monarch.

Home Learning Tasks

Week 1: Tudor Life

Using [Daily Life in the Tudor Times](https://www.primaryhomeworkhelp.co.uk) ([primaryhomeworkhelp.co.uk](https://www.primaryhomeworkhelp.co.uk)) research what life was like in Tudor England.



Find out about:

- Homelife
- Tudor food
- Tudor towns

Write what you found and draw an artefact on one page



Week 2: Make a Tudor Rose collage

Make a Tudor Rose collage:



You will need:

- paper or fabric in red, white, green, and orange
- white paper for backing
- glue

Challenge: Can you write instructions to teach someone to make one?

Week 3: Henry VIII and the Tudors

Discover who Henry VIII was:
[Who was King Henry VIII? - BBC Bitesize](https://www.bbc.com/bitesize/history/tudors/henry-viii)



Can you name the wives of Henry VII?
Why did Henry VIII have six wives?



Belmont School Home Learning Spring 2 2024

Week 4: Past and present

What was different in the past and what is in the present?

You could compare:

- transport
- clothes
- toys
- school

 Past	 Present



Week 5: Make a Tudor

Make/draw a Tudor girl or boy.

How do you think their lives are different to your own?



You could use-

- Polystyrene ball
- Paper cup
- Double sided tape (optional)
- Hair-coloured wool
- Scraps of richly coloured card and fabric
- Scrap of lace
- Scrap of black fabric or tissue paper
- White sequins
- Wiggle eyes

Week 6: Tudor house

Write some sentences to describe a Tudor house using adjectives and noun phrases.



- What did it look like?
- What materials were used to build it?
- How does it compare to houses now?

Some useful vocabulary:

- Wooden
- Old fashioned
- Modern

Belmont School Home Learning Spring 2 2024

Spellings						
	Week 1	Week 2	Week 3	Week 4	Week 5	Week 6
Group 1	the do today of said	says are were was is	his has you your they	here there were love come	some once ask friend school	push full house our other
Group 2	door floor poor the today said	wild climb most are were was	every everybody even your they his	last past father were love come	move prove improve ask friend school	whole any many house our other
Group 3	beautiful both break mind old only prove sure told wild	happy pretty firstly cosy party lastly spy cry July dry	-ment disappointment excitement payment movement merriment judgment attachment argument	-ful hopeful helpful playful careful plentiful joyful grateful forgetful	-less fearless careless priceless homeless speechless effortless endless useless	-ness quietness closeness kindness happiness sadness goodness fitness plainness

Every Friday you will have a spelling test. Try putting the words into sentences to help you remember.

Let's see how many you can challenge yourself with each week!