



Year 4, Welcome to Summer 1!

This term we will be focusing home learning on ‘The Mayans’. This will help consolidate the learning taking place in school.

All pupils must complete the tasks by Thursday 23rd May 2024.

All pupils are expected to do the following weekly set task alongside:

- **Daily Reading—The expectation is that your child will read daily for a minimum of 20 minutes at home.**
- **Weekly Maths – Assigned on Times Tables Rock Stars & MyMaths**
- **Weekly Spellings – See below**

Education must develop every child’s personality, talents and abilities to the full (RRS Article 28 & 29). We can’t wait to see what you do and look forward to seeing your wonderful home learning.

Yours sincerely,

Year 4 Team

Mayans

Facts children need to know and learn:

- The Maya civilisation history is divided into three eras
- Maize or corn was the main food Mayan people ate
- Maya people used symbols for numbers and used a base 20 number system
- Mayans believed in many gods each representing a different aspect of life

Pictures




Maize



Chichen Itza Mayan Ruins









Mayan Jade Mask



Base 20 number system



Cacao

Key Vocabulary and definitions			
<p>Mayan</p> 	<p>The Maya were an indigenous people of Mexico and Central America.</p>	<p>Courier</p> 	<p>A messenger, usually traveling in haste, bearing urgent news, important reports or packages</p>
<p>Maize</p> 	<p>A Central American cereal plant that yields large grains (corn or sweetcorn) set in rows on a cob.</p>	<p>Ziggurat</p> 	<p>A pyramidal stepped temple tower that is an architectural and religious structure.</p>
<p>Invent</p> 	<p>To produce something for the first time through the use of the imagination or of ingenious thinking and experiment.</p>	<p>Ceremony</p> 	<p>A formal religious or public occasion, especially one celebrating a particular event, achievement, or anniversary.</p>

Home Learning Tasks

Week 1: Research the Mayans!

Create a leaflet containing pictures and facts about the Mayans.

- Who were they?
- When did the civilisation exist?
- Where did they live?

You may do this on paper or use the template on your OneNote.



Website Links:

- <https://www.bbc.co.uk/bitesize/topics/zq6svcw>
- <https://www.dkfindout.com/uk/history/mayans/>
- <https://www.youtube.com/watch?v=NTCSTUfRTMA>

UNCRC Article 42 – Everyone should know about the UNCRC.

Week 2: Mayan Foods!

Find out about what the Mayans ate and the reasons behind why they ate it.

Once you have found this out, design a short multiple-choice quiz about Mayan food.

Your quiz can be created on paper by writing the questions and three possible answers below it. You may also want to challenge yourself and create it using a PowerPoint or even a Kahoot!



Website Links:


- <https://www.dkfindout.com/uk/history/mayans/what-did-maya-aztecs-and-incas-eat/>
- <https://www.bbc.co.uk/bitesize/topics/zq6svcw>

UNCRC Article 27 – I have the right to have a proper house, food, and clothing.

Week 3: The Mayan number system!

Find out how the Mayan number system works. You can even use the picture below as a clue. What does it remind you of from our Maths learning?

Use the Mayan number system to create five calculations for a friend to solve in class. It can use any of the four operations.



Website Links:

- https://kids.kiddle.co/Maya_numerals
- <https://www.bbc.co.uk/bitesize/topics/zq6svcw>

UNCRC Article 17 – I have the right to get information in lots of ways, so long as it's safe.

Week 4&5: 2-week project!

First, find out about Mayan buildings and homes.

What types of buildings did they build?

How were the buildings made?

What were buildings made of?

What were ordinary homes like?



Collate your information as bullet points or facts boxes that can either be brought in on paper or typed in your OneNote folder.

After finishing your research, spend the rest of the week collecting materials that would have been used in a Mayan home. For example, straw, grass, stones, sticks.

Now, build your own Mayan home!

Use the materials that you have gathered over the week to build your very own Mayan home.

Remember to think about:

- the shape of your building
- what the roof will be made of
- if you will include windows and doors



Website Links:

https://www.youtube.com/watch?v=212_i8f6YtY

Week 6: presentation

Bring in your Mayan homes to present to the class!

Prepare by using all of your research of the Mayans to write some sentences or a short paragraph to tell your class about the most interesting facts you have learnt about the Mayans.

Your paragraph can be written on paper and brought in with your Mayan home or typed up on OneNote.



RRS: Article 12 – I have the right to be listened to and taken seriously.

Why is it important to share your ideas?

How can you make sure you are taking someone seriously when listening?



Spellings

Every week you will have a spelling test. Please learn the spellings.

	Week 1	Week 2	Week 3	Week 4	Week 5	Week 6
Group 1	bubble tumble pedal ladies happiest baking closest hummed	freshness sickness enjoyment treatment movement brightness payment happiness	forgetful joyful playful painless fearless hopeless plentiful useless	television treasure usual measure leisure pleasure pressure unsure	whiteboard butterfly handbag lighthouse rainbow moonlight flowerpot goldfish	key word wood coin door ball walk other
Group 2	quickly sadly automobile antiseptic finally supernatural perfectly happily quietly	inactive incorrect incapable indirect invalid inaccurate inaudible breathe imagine important	illegal illegible illiterate immature impatient impolite imperfect immobile increase island	irregular irrelevant irrational irresistible irresponsible length material minute natural often	interact interlock interview intermingle interactive international interrupted interchange particular peculiar	accidentally occasionally supernatural supermarket disagree reappear strange surprise refresh continue
Group 3	ladies' fruits dangerous enormous previous treasure adventure furniture stomach	chef machine quiche brochure chalet chiffon moustache parachute strange	league tongue fatigue colleague plague imagine important increase heart	antique unique cheque grotesque mosque straight island learn length	scene scent scissors science scientist crescent scenery fascinate experiment	expansion tension breath prepare adore musician electrician information invention