

Year 5, Welcome to Summer 1!

This term we will be focusing home learning on our Geography topic 'North of England'. This will help consolidate the learning taking place in school.

All pupils must complete the tasks by Friday 23rd May 2024.

All pupils are expected to do the following weekly set task alongside:

- ✓ **Daily reading—The expectation is that your child will read daily for a minimum of 20 minutes at home.**
- ✓ **Weekly maths – Assigned on Times Tables Rock Stars**
- ✓ **Weekly Spellings – See below**

Education must develop every child's personality, talents and abilities to the full (UNCRC Articles 28 & 29). We can't wait to see what you do and look forward to seeing your wonderful home learning.

Yours sincerely,

Year 5 Team

Focus – North of England

Facts children need to know and learn:

- Name East Anglian counties such as Norfolk, Suffolk, Cambridgeshire and Essex.
- Understand that the landscape here is very flat.
- Compare the topography of The Yorkshire Dales and East Anglia.
- Ribblehead Viaduct and the Humber Bridge are two ways in which people have changed the landscape in Yorkshire and Humberside.
- There are four types of flood – fluvial, pluvial, coastal and plumbing
- Understand how and why geographical regions have changed over time due to flooding.
- Discuss key features of an area, its land use and its links to economic activity.

Pictures




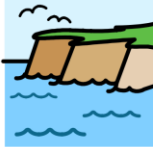




Ribblehead Viaduct Bridge







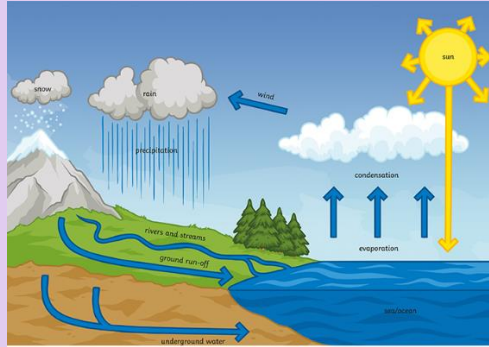
Humber Bridge



Yorkshire Dales National Park

Key Vocabulary and definitions linked to North of England			
Vocabulary	Definition	Vocabulary	Definition
landscape	<p>All the visible features of an area of land</p> <div data-bbox="477 316 884 587">  <p>landscape</p> </div>	coastal	<p>Of or near a coast</p> <div data-bbox="1561 316 1955 576">  <p>coastal</p> </div>
topography	<p>The arrangement of natural and artificial physical features of an area</p> <div data-bbox="477 730 884 1002">  <p>topography</p> </div>	flood	<p>An overflow of a large amount of water beyond its normal limits, especially over what is normally dry land</p> <div data-bbox="1552 730 1964 1002">  <p>flood</p> </div>
natural disaster	<p>A natural event like a flood, earthquake, or hurricane, that causes great damage to or loss to life.</p> <div data-bbox="477 1145 884 1417">  <p>natural disaster</p> </div>	atlas	<p>A book of maps or charts</p> <div data-bbox="1552 1102 1964 1374">  <p>atlas</p> </div>

Home Learning Tasks		
Week 1	Week 2	Week 3
<p>Global Goal 14: Life below water</p> <p>Reflection – Healthy oceans and seas are essential. Yet, we managed to do a lot of damage. Reflect on what you can do to protect marine life all around the world.</p> <p>Project: Research about an East Anglia County of your choice. Such as Norfolk, Suffolk, Cambridgeshire and Essex.</p> <p>Research questions:</p> <p>What is the population? Where is the location? What things can you do? Interesting facts</p> <p>Resources- Using paper or OneNote, gather your information about the county.</p>  <p>Another way of presenting this could be to record your information as a video or voice note.</p>	<p>RRS Article 1: (definition of the child) Everyone under the age of 18 has all the rights in the Convention.</p> <p>Reflection – Some governments do not fulfil the Rights of the Child. Write a persuasive letter to convince those countries to have the Rights of the Child.</p> <p>Project: Use your research information from last week and create a travel brochure for that area.</p> <p>Resources – Using paper, create your travel brochure.</p>  <p>Another way of presenting this could be to create a podcast.</p> <p>Websites: https://blogs.glowscotland.org.uk/ea/public/sornprimaryschool45/uploads/sites/17756/2021/02/01172456/Click-here-for-travel-brochure-examples.pdf</p>	<p>RRS Article 6: (life, survival and development) Every child has the right to life. Governments must do all they can to ensure that children survive and develop to their full potential.</p> <p>Reflection – Draw a human life cycle diagram with explanations.</p> <p>Project: Research about an area in East Anglia that experienced a natural disaster e.g. flooding</p> <p>Research questions:</p> <p>What happened? Where did it happen? When did it happen?</p> <p>Resources – Using paper or OneNote, gather your information about the natural disaster that happened in one of the counties in East Anglia.</p> <p>Another way of presenting this could be to draw a picture of the disaster and you could add a sentence about what happened.</p>

Week 4	Week 5	Week 6
<p>Global Goals 13: Climate change action</p> <p>Reflection – The meat production industry has a huge impact on the environment. Cook and eat a vegetarian meal for at least one day this week.</p> <p>Project: Use the information from last week to present the news about the natural disaster in the county.</p> <p>Resources – record your news using an iPad or phone.</p>  <p>Another way of presenting this could be to draw an image to present the natural disaster in the county.</p>	<p>RRS Article 38: (war and armed conflicts)</p> <p>Governments must not allow children under the age of 15 to take part in war or join the armed forces. Governments must do everything they can to protect and care for children affected by war and armed conflicts.</p> <p>Reflection – Many children are affected by war and conflict in the world today. Reflect upon what you can do help them or say a prayer to show love and care.</p> <p>Project: Come up with some interview questions that you could ask someone that lives on/near a flood plain.</p> <p>Resources – Using paper or OneNote.</p>  <p>Another way of presenting this could be to record yourself asking the questions.</p>	<p>Global Goal 8: Decent work and economic growth.</p> <p>Reflection – Reflect on what job you would like to have in the future.</p> <p>Project: Create a model, presentation or diagram of the water cycle.</p>  <p>Resources – PowerPoint</p> <p>Another way of presenting this is could be to draw a picture and colour and label it.</p>

Belmont School Home Learning Year 5 Summer 1 2024

Spellings

Every week you will have a spelling test. Please learn the spellings.

	Week 1	Week 2	Week 3	Week 4	Week 5	Week 6
Group 1	there their they're here hear quite quiet one won	can't don't won't you've he'll you're couldn't haven't	key donkey monkey chimney valley trolley turkey hockey	work word worm world worth worst war warm	other mother brother nothing Monday money cover honey	all ball call walk talk always small wall
Group 2	ladies fruits dangerous enormous previous treasure adventure furniture stomach character	chef machine quiche brochure chalet chiffon moustache parachute strange women	league tongue fatigue colleague plague imagine important increase heart history	antique unique cheque grotesque mosque straight island learn length material	scene scent scissors science scientist crescent scenery fascinate experiment forwards	not knot mail male main mane meat meet medal meddle
Group 3	debt knife lamb adorable enjoyable admirable horrible likeable terrible physically	pollen pollinate apology apologise length lengthen deep deepen pure purify	retake revisit defrost decrease rebuild preview misbehave disappear identity individual	defuse return rewrite reuse overtake mistake reappear misfired interfere interrupt	effect affect cereal serial altar alter stationary stationery compliment complements	descent dissent draft draught desert dessert steal steel profit prophet