



Year 4 Autumn 1 2024

Core Home Learning

English: Reading

We expect your child to read for 20 minutes every day!

This can be with an adult or independently. You should evidence books read on the reading log app to gain special reading rewards. You might even find a 'Golden Ticket' and win a free book of your choice! Teaching staff will contact you if your child has not completed this.

English: Spellings

You must practise the spellings on a weekly basis. You will have a weekly spelling test, in class, with your teacher on a Friday. As a minimum, pupils should learn the spellings for the given week. However, why not challenge yourself by building sentences using the spellings.

Week 1	Week 2	Week 3
ancestor mistrust humble envy abrupt accelerate valiant anticipate Wednesday September	creature continue experience forward guard peculiar surprise various Monday October	Tuesday mock impact essential descend content capital variety address shabby
Week 4	Week 5	Week 6
Thursday bicycle centre guide knowledge group learn questions suppose therefore	Friday early earth enough February appeal ordinary noble Recognise strange	Saturday minute annual answer disappear Sunday gentle usual dramatic certain



Maths

This half-term we will really focus on 'Number' knowledge in Maths. This involves knowing key mathematical facts and being able to recall them quickly and accurately. Please continue to revise your multiplication and related division facts.

Complete the set activities on My Maths/TTRS/Numbots.

Other useful Maths websites:

<https://www.topmarks.co.uk/maths-games>

[Cool online maths games for KS1, KS2, and KS3 children. - BBC Bitesize](#)

<https://mathsframe.co.uk/en/resources/resource/477/Multiplication-Tables-Check>

Family Home Learning Tasks: The Romans

Please complete as many tasks as you like from those suggested below or perhaps you could even think of some of your own!

Where possible, use recyclable and reusable materials. You have the rest of Autumn term to complete these tasks.

All pupils must upload learning by Thursday 24th October 2024 on OneNote.

Useful books and Websites:


- <https://www.historyforkids.net/ancient-rome.html>
- <https://www.bbc.co.uk/bitesize/topics/zrm96rd>
- <https://www.britishmuseum.org/learn/schools/ages-7-11/ancient-rome>
- <https://school-learningzone.co.uk/key-stage-two/ks2-history/british-history/roman-britain/roman-britain.html>
- https://www.ducksters.com/history/ancient_rome.php

Design and Technology	Writing	Art
Choose a famous Roman building, such as the Pantheon , Colosseum , or Aqueducts .	Create an information leaflet about the Ancient Romans. You can include:	Create a <u>Roman Mosaic</u> . How to Create a Paper Mosaic (youtube.com)


Design and build a model of this building using materials like cardboard, paper, and glue.



What did the Romans eat?
 What jobs did the Romans do?
 Who did the Romans worship?



-Collect scrap pieces of coloured paper.
 -Cut them in to small squares.
 -Use the video link below to see how to arrange your paper tiles to create a Roman mosaic.



PE

Create your own version of a Roman game!

Some ideas:

1. Draw a board game on a large sheet of paper and use coins or buttons as game pieces. Write out the rules and play a game with your family.

OR

2. Create a simple ball and play a match with your family in the garden or living room.

Music

Research Roman musical instruments such as the **tibia** (flute), **cithara** (stringed instrument), and **tuba** (brass instrument).

Create and upload a short performance using homemade versions of Roman instruments:

- Make a flute from a straw or a small pipe.
- Create a string instrument using a box and rubber bands.
- Use empty cans or bottles to create percussion instruments.



Cooking

Make Roman Globuli!

- 500g ricotta cheese
- 167g semolina
- honey
- olive oil

Press curd cheese through sieve or let it hang in cheese cloth until it's drained well.

Mix with the semolina into a loose dough.

Let it sit for a few hours.


With wet hands form the mixture into dumplings.

Quickly fry them in olive oil for a few minutes.

Drain and roll in honey.





<p>Science</p> <p>Watch how to create your own Mount Vesuvius model.</p> <p>https://www.youtube.com/watch?v=dIvXnqQaSwM</p> <p>Remember you can video your model and add it to OneNote to watch with your class.</p> 	<p>History</p> <p>Discover what daily life was like for children in Ancient Rome through carrying out research.</p> <p>Explore their schooling, toys, clothing, and home life.</p> <p>Create a diary entry from the perspective of a Roman child.</p> <p>Include details about: <i>-A typical day at school</i> <i>-What they did for fun</i> <i>-What they ate for breakfast, lunch, and dinner</i></p>	<p>Geography</p> <p>Have a look at a map of Rome. Click on the link: Rome - Google Maps</p> <p>Answer the following questions:</p> <ul style="list-style-type: none"> • Can you locate the Colosseum on the map? • Which river runs through the city of Rome? • Name one famous landmark that is located near the Vatican City. • Locate any parks or green spaces on the map?
<p>RE</p> <p>Choose three Roman gods or goddesses from the list below:</p> <ul style="list-style-type: none"> • Jupiter (King of the Gods) • Juno (Goddess of Marriage) • Neptune (God of the Sea) • Mars (God of War) • Venus (Goddess of Love) <p>Create a mini-poster for each god or goddess including:</p> <ul style="list-style-type: none"> • Their name • Their role or domain • A drawing or collage of how they were depicted • One interesting fact about them 	<p>PSHE</p> <p>A Roman soldier would have to go to war, this was a new experience. The soldiers would feel different emotions.</p> <p>Speak to a trusted adult about changes you have experienced.</p> <ul style="list-style-type: none"> • How did you feel meeting your new teacher? • How did you feel being in a new class? • How did you feel starting Year 4 learning? • What are you looking forward to learning in Year 4? 	<p>RRS</p> <p>Article 13- I have the right to find out and share information.</p> <p>What new facts have you learnt about the ancient Romans?</p> <p>Share what you have learnt with your class on Teams and with your family.</p>