



## Reception: Autumn Core Home Learning

### Phonics & Reading

Practise the sounds your child has learnt each week. Teachers will post these on class teams.

We expect your child to read for 20 minutes every day! This can be with an adult or independently. You should evidence books read on the reading log app to gain special reading rewards; you might even find a 'Golden Ticket' and win a free book of your choice! Teaching staff will contact you if your child has not completed this.

### Maths

Some practical activities you could try at home to develop number knowledge:

**Counting objects – this can be fruit from a fruit bowl or pairs of shoes.**



**Ask your child to show you a certain number of fingers in speedy time.**



**Practise writing and reading numbers up to 10**



### ***Other useful websites:***

[www.topmarks.co.uk/maths-games/3-5-years/counting](http://www.topmarks.co.uk/maths-games/3-5-years/counting)

<https://explorify.uk/en/activities>























[https://play.google.com/store/apps/details?id=com.whiterosemaths.oneminutemathsk1&pcampaignid=web\\_share](https://play.google.com/store/apps/details?id=com.whiterosemaths.oneminutemathsk1&pcampaignid=web_share)







## Family Home Learning Tasks: Marvellous Me

Please complete as many tasks as you like from those suggested below or perhaps you could even think of some of your own! You have the rest of Autumn 1 to complete these tasks.

All pupils must upload learning by Friday 24<sup>th</sup> October 2025 on the 'Evidence for Learning' app.

Learning area	<b>Communication and Language</b> 	<b>Physical Development</b> 	<b>Personal, Social and Emotional development</b> 
<b>Vocabulary to learn</b>	<div style="display: grid; grid-template-columns: 1fr 1fr 1fr; gap: 5px;"> <div style="border: 1px solid black; padding: 5px; text-align: center;">             understand         </div> <div style="border: 1px solid black; padding: 5px; text-align: center;">             how         </div> <div style="border: 1px solid black; padding: 5px; text-align: center;">             why         </div> <div style="border: 1px solid black; padding: 5px; text-align: center;">             instruction         </div> <div style="border: 1px solid black; padding: 5px; text-align: center;">             question         </div> <div style="border: 1px solid black; padding: 5px; text-align: center;">             answer         </div> </div>	<div style="display: grid; grid-template-columns: 1fr 1fr 1fr; gap: 5px;"> <div style="border: 1px solid black; padding: 5px; text-align: center;">             backwards         </div> <div style="border: 1px solid black; padding: 5px; text-align: center;">             forwards         </div> <div style="border: 1px solid black; padding: 5px; text-align: center;">             over         </div> <div style="border: 1px solid black; padding: 5px; text-align: center;">             under         </div> <div style="border: 1px solid black; padding: 5px; text-align: center;">             straight         </div> <div style="border: 1px solid black; padding: 5px; text-align: center;">             grip         </div> </div>	<div style="display: grid; grid-template-columns: 1fr 1fr 1fr; gap: 5px;"> <div style="border: 1px solid black; padding: 5px; text-align: center;">             share         </div> <div style="border: 1px solid black; padding: 5px; text-align: center;">             turn         </div> <div style="border: 1px solid black; padding: 5px; text-align: center;">             take         </div> <div style="border: 1px solid black; padding: 5px; text-align: center;">             different         </div> <div style="border: 1px solid black; padding: 5px; text-align: center;">             unique         </div> <div style="border: 1px solid black; padding: 5px; text-align: center;">             belong         </div> <div style="border: 1px solid black; padding: 5px; text-align: center;">             choice         </div> </div>
<b>Activity</b>	<p>Have a conversation with your child about different topics such as:</p> <ul style="list-style-type: none"> <li>- friends at school</li> <li>- food in the grocery store</li> <li>- the changing of season during a walk in the park.</li> </ul>	<p>Play a game of 'Simon says' e.g.</p> <ul style="list-style-type: none"> <li>- Simon says walk backwards</li> <li>- Simon says walk forwards</li> </ul> <p>Practise pencil grip during drawing time while drawing straight lines in shapes.</p>	<p>Speak to your child about:</p> <ul style="list-style-type: none"> <li>- What makes them different and unique</li> <li>- What are good choices and bad choices</li> <li>- Turn taking and sharing</li> <li>- Where they feel like they belong</li> </ul>



Learning area	Literacy (ABC)	Maths (2+3=5)	Understanding the world 	Expressive arts and design 
Vocabulary to learn	<div data-bbox="383 440 488 539">  book         </div> <div data-bbox="510 440 616 539">  story         </div> <div data-bbox="638 440 743 539">  author         </div> <div data-bbox="383 563 488 662">  title         </div> <div data-bbox="510 563 616 662">  character         </div> <div data-bbox="638 563 743 662">  setting         </div>	<div data-bbox="801 440 907 539">  sorting         </div> <div data-bbox="929 440 1034 539">  matching         </div> <div data-bbox="1057 440 1162 539">  counting         </div> <div data-bbox="801 563 907 662">  shapes         </div> <div data-bbox="929 563 1034 662">  different         </div> <div data-bbox="1057 563 1162 662">  similar         </div>	<div data-bbox="1236 440 1341 539">  community         </div> <div data-bbox="1364 440 1469 539">  professionals         </div> <div data-bbox="1491 440 1597 539">  family         </div> <div data-bbox="1236 563 1341 662">  yesterday         </div> <div data-bbox="1364 563 1469 662">  today         </div> <div data-bbox="1491 563 1597 662">  tomorrow         </div>	<div data-bbox="1648 440 1753 539">  shades         </div> <div data-bbox="1776 440 1881 539">  colours         </div> <div data-bbox="1904 440 2009 539">  fold         </div> <div data-bbox="1648 563 1753 662">  tear         </div> <div data-bbox="1776 563 1881 662">  portrait         </div> <div data-bbox="1904 563 2009 662">  snip         </div>
Activity	<p><b><u>Read books to your child every night.</u></b></p> <p>Read the title and author at the beginning of each story time.</p> <p>Speak about what happens in the book, the characters and the setting.</p> <p>Read the title and author at the beginning of each story time.</p>	 <p>Sort objects by colours, shapes, sizes and discuss what criteria has been used.</p>	<p>Discuss what your community looks like, who your family members are and the different professionals you have in the community and then draw your street. Children sketch their street or building with crayons. Add family members, neighbours, or pets.</p>	 <p>Explore mixing colours and snipping and folding paper to make cards.</p>